

A regulatory effect of ENSO on the time-mean thermal stratification of the equatorial upper ocean

De-Zheng Sun¹ and Tao Zhang¹

Received 6 December 2005; revised 31 January 2006; accepted 6 February 2006; published 6 April 2006.

[1] To investigate the role of ENSO in regulating the time-mean thermal stratification of the equatorial Pacific, perturbation experiments are conducted in pairs with a coupled model. In one experiment, ENSO is turned off while in the other experiment ENSO is kept on. Perturbations are introduced through either enhancing tropical heating or increasing subtropical cooling. In the absence of ENSO, the time-mean difference between the warm-pool SST (T_w) and the characteristic temperature of the equatorial thermocline (T_c) responds sensitively to either enhanced tropical heating or enhanced subtropical cooling. In the presence of ENSO, such a sensitivity to destabilizing forcing disappears. The lack of sensitivity in the response of T_w - T_c is linked to a stronger ENSO in response to the destabilizing forcing. ENSO in the model acts as a basin-scale heat “mixer” that enables surface heat to be transported to the depths of the equatorial thermocline. The study raises the question whether models with poor simulations of ENSO can give reliable predictions of the response of the time-mean climate to global warming.
Citation: Sun, D.-Z., and T. Zhang (2006), A regulatory effect of ENSO on the time-mean thermal stratification of the equatorial upper ocean, *Geophys. Res. Lett.*, 33, L07710, doi:10.1029/2005GL025296.

1. Introduction

[2] The dependence of ENSO on the stability of the time-mean state of the coupled tropical Pacific ocean-atmosphere has been extensively studied [Neelin *et al.*, 1998]. Whether ENSO in turn contributes to the maintenance of the stability of the time-mean climate is less well understood. In this connection, a question of particular interest is the effect of ENSO on the time-mean upper ocean thermal stratification of the equatorial Pacific, namely, the time-mean difference between the warm-pool SST (T_w) and the characteristic temperature of the equatorial undercurrent (T_c). The difference between T_w - T_c is a key parameter that measures the stability of the coupled tropical Pacific ocean-atmosphere [Jin, 1996; Sun, 1997]. Note that through upwelling, this difference controls the zonal SST contrast and therefore the strength of the zonal winds. It has been suggested that the time-mean climate state of the coupled tropical Pacific ocean-atmosphere hovers closely around its neutral point [Penland and Sardeshmukh, 1995; Penland *et al.*, 2000]. What prevents the time-mean coupled system from becoming substantially unstable? Could it be ENSO?

¹Physical Science Division, Earth System Research Laboratory, NOAA, Boulder, Colorado, USA.

[3] A role of ENSO in regulating the stability of the time-mean state of the coupled system has been suggested by recent analyses of the role of ENSO in the heat balance of the tropical Pacific [Sun, 2000, 2003; Sun *et al.*, 2004]. What destabilizes the coupled tropical ocean-atmosphere system is the meridional differential heating. Tropical heating tends to increase the SST of the warm-pool (T_w). Subtropical cooling tends to reduce the temperature of the equatorial thermocline (T_c) as the cooling can be extended to the equatorial subsurface through subduction [Shin and Liu, 2000, Sun *et al.*, 2004]. If ENSO corresponds to a mechanism of downward and poleward heat transport, there is a good chance that ENSO may play a role in stabilizing the time-mean state of the coupled tropical Pacific ocean-atmosphere system. The reasoning here is similar to the reasoning that has led to the hypothesis that the neutrality of the time-mean thermal structure of the tropical troposphere to moist convection is due to moist convection [Xu and Emanuel, 1989]. (As radiative heating of the surface and cooling of the interior of the atmosphere destabilize the atmosphere, moist convection takes place to deliver heat from the surface to the free troposphere. Consequently, the mean lapse rate is strongly regulated).

[4] Whether the analogy with the relationship between moist convection and the lapse rate of the tropical troposphere is entirely pertinent to the relationship between ENSO and the value of T_w - T_c , it appears to be appealing enough to test the hypothesis that ENSO may play a fundamental role in regulating the stability of the time-mean state of the coupled tropical Pacific ocean-atmosphere, in general, and the long-term mean value of T_w - T_c in particular. The purpose of this paper is to report the results from a group of numerical experiments that were especially designed to test this hypothesis. A hallmark of ENSO is the zonal “sloshing” of water in the equatorial upper Pacific [Philander, 1990]. So from a pure phenomenological perspective, it is of interest to investigate the effect of the recurrent occurrence of ENSO on the time-mean upper ocean temperature structure.

[5] This paper is organized as follows. First, the methodology is briefly described in section 2. Section 3 presents the results. Summary and discussion are provided in section 4.

2. Methodology

[6] Our method to test this hypothesis is through conducting numerical experiments in pairs with a coupled model. In one experiment, ENSO is turned off. We turn off ENSO in the model by setting the coupling coefficients between the SST and surface winds in the equatorial region to zero. In the other experiment, ENSO is kept on. We then contrast the differences in the response in the time-mean

Table 1. Response of Tw, Tc, and Tw-Tc to an Enhanced Tropical Heating With and Without ENSO^a

Perturbation Type	Experiment Type	Change of Tw, °C	Change of Tc, °C	Change of Tw-Tc, °C
Pair I (5°S–5°N)	No ENSO	1.03	0.0050	1.02
Pair I (5°S–5°N)	With ENSO	0.82	0.86	-0.040
Pair II (10°S–10°N)	No ENSO	1.40	0.082	1.32
Pair II (10°S–10°N)	With ENSO	0.92	0.94	-0.020
Pair III (15°S–15°N)	No ENSO	1.73	0.25	1.48
Pair III (15°S–15°N)	With ENSO	1.28	1.15	0.13

^aThe definitions of Tw and Tc are the same as by Sun *et al.* [2004]. The values for the restoring coefficient c and the coupling strength at the equator $\mu(0)$ are also the same as in that study ($5.8 \times 10^{-8} \text{ s}^{-1}$ and $6.0 \times 10^{-3} \text{ Nm}^{-2}\text{K}^{-1}$ respectively). (This value of c corresponds to an increase in the net surface heat flux of about 12.2 Wm^{-2} for a 1 K increase in the difference between the radiative convective equilibrium SST (SST_p) and the actual SST). The three pairs presented here differ in the meridional extent of the regions where an enhanced tropical heating—an increase in SST_p —is applied. The increase in SST_p is confined to 5°S–5°N for Pair I, 10°S–10°N for Pair II, and 15°S–15°N for Pair III. In all three cases, the increases in SST_p have a maximum value of 2°C at the equator and then decrease with latitude following a cosine profile to zero at the specified latitudes (i.e., 5°, 10°, and 15° respectively for the three cases). The last 3 years of a pair of 27-year-long runs are used in the calculation for the case without ENSO, and the last 23 years of a pair of 27-year-long runs are used in the calculation for the case with ENSO.

climate, the difference between Tw and Tc in particular as it determines the stability of the time-mean climate.

[7] The perturbation takes the form of either increased radiative heating over the tropics or increased radiative cooling over the subtropics. For reasons mentioned in the introduction, changes like these tend to increase the difference between Tw and Tc and thereby tend to destabilize the coupled climate system.

[8] The model is the one used by Sun [2003] and Sun *et al.* [2004]. The model has the NCAR Pacific basin model [Gent and Cane, 1989] as its ocean component. Thus the model calculates the upper ocean temperatures based on first principles. This feature is in contrast with the intermediate ocean models used in the pioneering studies of ENSO [Neelin *et al.*, 1998]. (Intermediate ocean models do not have a heat budget for the subsurface ocean). The parameterizations of the net surface heat flux and zonal wind stress in the present model are in line with those used in previous theoretical studies of ENSO and tropical climatology [Neelin *et al.*, 1998]. Specifically, the net surface heat flux into the ocean is proportional to the difference between the radiative convective equilibrium SST and the actual SST, and the anomalous equatorial zonal wind-stress is proportional to the anomalous equatorial zonal SST gradients (see equations (1) and (2) of Sun *et al.* [2004]). These parameterizations are supported by observations [Neelin *et al.*, 1998; Sun and Trenberth, 1998]. The model simulates well the observed characteristics of ENSO [Sun, 2003].

3. Results

[9] Table 1 shows the response in Tw, Tc and Tw-Tc in three pairs of enhanced tropical heating experiments. The three pairs presented in Table 1 differ in the meridional width of the region where an enhanced tropical heating—an increase in the radiative convective equilibrium SST—is applied. In all these pairs, the response in Tw-Tc in the presence of ENSO is much reduced than in the absence of ENSO. Take pair II as an example, change in Tw-Tc in the

absence of ENSO is about 1.3°C. With ENSO this change is reduced to 0.0°C, following a reduction in the increase in Tw (from 1.4°C to 0.92°C) and an increase in Tc (from 0.08°C to 0.94°C). Apparently, the presence of ENSO reduces the warming to the surface western Pacific and increases the warming in the subsurface.

[10] Figures 1a and 1b provide a more detailed look at the response in the time-mean temperature in the equatorial upper ocean. Figures 1a and 1b show respectively the equatorial temperature differences (5°S–5°N) between the control run and the perturbed run for the case without ENSO (Figure 1a) and for the case with ENSO (Figure 1b). Without ENSO, the warming of the tropical ocean is essentially confined in the surface layer with the response in the western Pacific being slightly deeper than in the eastern Pacific. With ENSO, the response extends to the thermocline. While the thermocline water is much warmer in the case with ENSO, the response at the surface western Pacific is reduced. (The presence of ENSO also warms slightly the surface ocean of the central Pacific (180°–240°E) and cools the surface ocean near the eastern boundary).

[11] A typical response in the time-mean temperature of the equatorial upper ocean (5°S–5°N) to an enhanced subtropical cooling is shown in Figure 2a for the case without ENSO and in Figure 2b for the case with ENSO. Without ENSO, the equatorial thermocline water (Tc) is cooled by about 1°C by the imposed cooling over the subtropical surface ocean. The cooling of the equatorial ocean is largely confined to the subsurface—the cooling of the western Pacific SST (Tw) is negligible. With ENSO, the cooling of the thermocline water is reduced down to about 0.5°C while the cooling of the surface western Pacific is enhanced by about the same amount. Again, the presence of ENSO warms the thermocline water and cools the surface ocean of the western Pacific and thereby reduces the

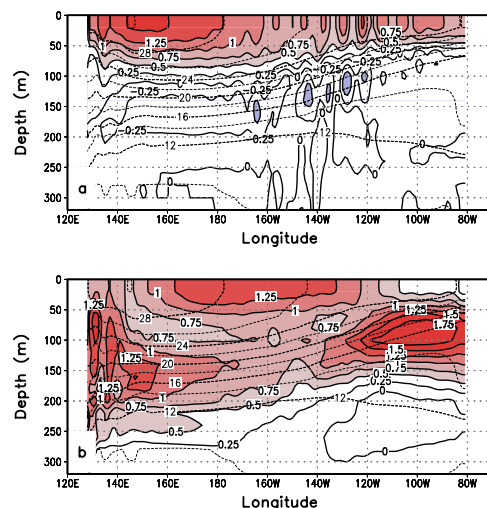


Figure 1. Time-mean equatorial upper ocean temperature response to an enhanced tropical heating for (a) the case without ENSO and (b) the case with ENSO. Shown are the results from experiments of Pair II listed in Table 1. Data used for the calculations here are the same as those used for obtaining changes in Tw and Tc in Table 1. The thin dashed contours in the two figures are the mean isotherms of the respective control run.

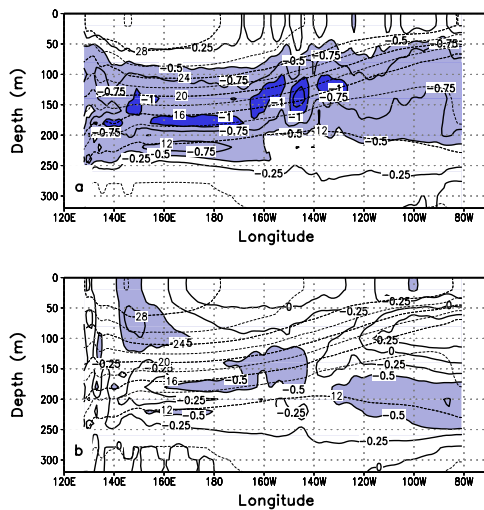


Figure 2. Time-mean equatorial upper ocean temperature response to an enhanced subtropical cooling for (a) the case without ENSO and (b) the case with ENSO. The anomalous subtropical cooling—a reduction in the radiative convective equilibrium SST—starts at 10°S (N) for this case and increases monotonically with latitude to a fixed value 1°C at 30°S (N). The last 3 years of a pair of 27-yr-long runs are used in the calculation for the case without ENSO. For the case with ENSO, the last 23 years of a pair of 40-year long runs are used. Not like the almost instantaneous response of ENSO to an increase in the tropical heating, there is a delay for the onset of the regime with stronger ENSO in response to an increase in subtropical cooling. Consequently there is a need for a longer run to obtain a time series of Niño3 SST that is representative of the regime. The thin dashed contours in the two figures are the mean isotherms of the respective control run.

sensitivity of the time-mean response of T_w - T_c to the destabilizing forcing. (A close look at Figure 2 also reveals a slightly warming effect of ENSO on the surface ocean of the central Pacific and a cooling effect on the surface ocean near the eastern boundary, consistent with what we see from Figure 1).

[12] In response to either the enhanced tropical heating or enhanced subtropical cooling, ENSO becomes much stronger. In the three enhanced tropical heating cases, the variance of Niño3 SST has increased from the control case to the perturbed case by 0.94°C , 1.40°C , and 1.28°C respectively. The increase in the variance of the Niño3 SST for the subtropical cooling case shown here is 0.89°C based on the same period of data used for Figure 2b. With stronger La Niña, more heat is pumped to the subsurface of the western Pacific (Figure 3a). A stronger El Niño then redistributes the heat zonally across the depth of the equatorial upper ocean (Figure 3b). An effective basin-scale vertical “mixing” is achieved in the time-mean through this “sloshing” process. Note the asymmetry between changes in the upper ocean temperature during the La Niña phase (Figure 3a) and the El Niño phase (Figure 3b).

[13] Figures 4a and 4b show respectively the time-mean upper ocean temperature differences between the two control runs and the two perturbed runs listed in Pair II in Table 1. Recall that the two control runs have identical

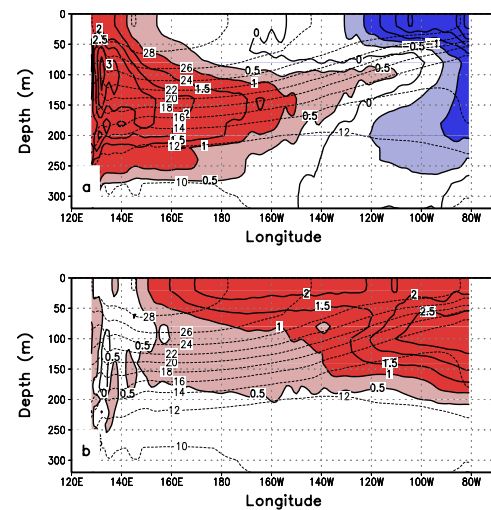


Figure 3. Equatorial upper ocean temperature response to an enhanced tropical heating (a) during the La Niña phase and (b) during the El Niño phase. The control run and the perturbed run used for this figure are those two runs with ENSO listed in pair II in Table 1. The last 6 cycles of ENSO in the two runs are used for obtaining their respective mean temperatures during the two phases. The definitions of the El Niño phase and the La Niña phase are the same as by Sun [2003]. The thin dashed contours in the figures are the mean isotherms of the control run.

thermal forcing—the same radiative convective equilibrium SST, but one has ENSO and the other does not. The same is true for the two perturbed runs. Figures 4a and 4b both show that the presence of ENSO warms the thermocline water and cools the surface ocean of the western Pacific. Figure 4b shows a more pronounced ENSO effect than Figure 4a because the coupled perturbed run has a stronger ENSO than the coupled control run. Figure 4 confirms that a

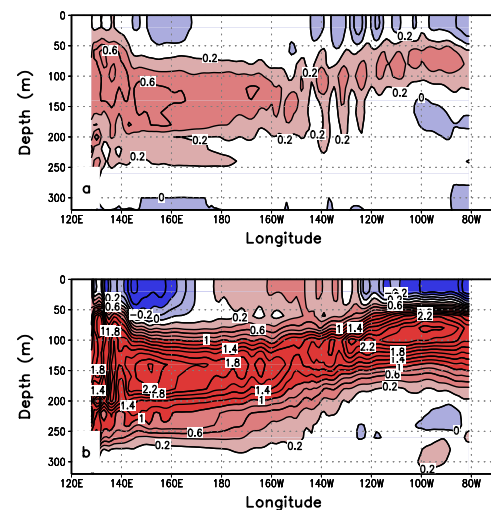


Figure 4. Time-mean differences in the equatorial upper ocean temperature (a) between the two control runs in Pair II in Table 1 and (b) between the two perturbed runs in Pair II in Table 1. Data used for the calculations here are the same as those used for obtaining Figure 1.

higher level of ENSO activity generally warms the thermocline water and cools the surface western Pacific. Figure 4 also suggests a warming effect of the presence of ENSO on the surface ocean of the central Pacific and cooling effect on the surface ocean near the eastern boundary, consistent with our earlier inference from Figures 1 and 2. Corresponding calculations from the subtropical cooling experiments lead to the same results. The gross features shown in Figure 4 are similar to those in Figure 11 of *Schopf and Burgman* [2006].

4. Summary and Conclusion

[14] Numerical experiments have been carried out to investigate the role of ENSO in regulating the stability of the time-mean state of coupled tropical Pacific ocean-atmosphere system. The results suggest that ENSO acts as a basin-scale heat mixer that prevents any significant increase from occurring in the time-mean difference between the warm-pool SST (T_w) and the temperature of the thermocline water (T_c). A positive perturbation to the value of $T_w - T_c$ results in a higher level of ENSO activity, which damps out this perturbation. The finding that a higher level of ENSO activity tends to cool the western Pacific warm-pool and warm the subsurface thermocline water is consistent with the results from *Schopf and Burgman* [2006].

[15] Given the regulating effect of ENSO on the time-mean state of the equatorial upper ocean, one naturally wonders about the reliability of predictions of global warming made by climate models that do not have good simulations of ENSO. Moreover, if ENSO regulates the stability of the time-mean climate, using changes in the time-mean climate to predict changes in the level of ENSO activity could be problematic. Therefore, the present results echo the concern raised by *Schopf and Burgman* [2006]. The results also lend support to the suggestion by *Rodgers et al.* [2004] and *Yeh and Kirtman* [2004] that the tropical Pacific decadal variability may be more a consequence of the decadal variations in the level of ENSO activity than a cause of them. In the same vein, some outstanding biases in the coupled GCM simulations of the time-mean tropical Pacific SST, such as the excessive cold-tongue [*Sun et al.*, 2006], may not just be a cause of errors in the simulated ENSO—it could well be a consequence of the poor simulation of ENSO as well.

[16] **Acknowledgments.** We would like to thank H.-W. Kang, J. Meehl, K. Rodgers, P. Schopf, S.-W. Yeh, and Y. Yu for the helpful discussions. The research was supported by NOAA and NSF (ATM-9912434 and ATM-0332760).

References

- Gent, P. R., and M. A. Cane (1989), A reduced gravity, primitive equation model of the upper equatorial ocean, *J. Comput. Phys.*, *81*, 444–480.
- Jin, F. F. (1996), Tropical ocean-atmosphere interaction, the Pacific cold-tongue, and the El Niño–Southern Oscillation, *Science*, *274*, 76–78.
- Neelin, J. D., D. S. Battisti, A. C. Hirst, F. F. Jin, Y. Wakata, T. Yamagata, and S. Zebiak (1998), ENSO theory, *J. Geophys. Res.*, *103*, 14,261–14,290.
- Penland, C., and P. D. Sardeshmukh (1995), The optimal growth of tropical sea surface temperature anomalies, *J. Clim.*, *8*, 1999–2024.
- Penland, C., M. Flügel, and P. Chang (2000), Identification of dynamical regimes in an intermediate coupled ocean-atmosphere model, *J. Clim.*, *13*, 2105–2115.
- Philander, S. G. (1990), *El Niño, La Niña, and the Southern Oscillation*, 293 pp., Elsevier, New York.
- Rodgers, K. B., P. Friederichs, and M. Latif (2004), Tropical Pacific decadal variability and its relation to decadal modulations of ENSO, *J. Clim.*, *17*, 3761–3774.
- Schopf, P., and R. Burgman (2006), A simple mechanism for ENSO residuals and asymmetry, *J. Clim.*, in press.
- Shin, S.-I., and Z. Liu (2000), Response of the equatorial thermocline to extratropical buoyancy forcing, *J. Phys. Oceanogr.*, *30*, 2883–2905.
- Sun, D.-Z. (1997), El Niño: A coupled response to radiative heating?, *Geophys. Res. Lett.*, *24*, 2031–2034.
- Sun, D.-Z. (2000), The heat sources and sinks of the 1986–87 El Niño, *J. Clim.*, *13*, 3533–3550.
- Sun, D.-Z. (2003), A possible effect of an increase in the warm-pool SST on the magnitude of El Niño warming, *J. Clim.*, *16*, 185–205.
- Sun, D.-Z., and K. E. Trenberth (1998), Coordinated heat removal from the equatorial Pacific during the 1986–87 El Niño, *Geophys. Res. Lett.*, *25*, 2659–2662.
- Sun, D.-Z., T. Zhang, and S.-I. Shin (2004), The effect of subtropical cooling on the amplitude of ENSO: A numerical study, *J. Clim.*, *17*, 3786–3798.
- Sun, D.-Z., T. Zhang, C. Covey, S. A. Klein, W. D. Collins, J. J. Hack, J. T. Kiehl, G. A. Meehl, I. M. Held, and M. Suarez (2006), Radiative and dynamical feedbacks over the equatorial cold-tongue: Results from nine atmospheric GCMs, *J. Clim.*, in press.
- Yeh, S.-W., and B. P. Kirtman (2004), Tropical decadal variability and ENSO amplitude modulations in a CGCM, *J. Geophys. Res.*, *109*, C11009, doi:10.1029/2004JC002442.
- Xu, K. M., and K. Emanuel (1989), Is the tropical atmosphere conditionally unstable?, *Mon. Wea. Rev.*, *117*, 1471–1479.

D.-Z. Sun and T. Zhang, Physical Science Division, Earth System Research Laboratory, NOAA, 325 Broadway, Boulder, CO 80305, USA. (dezheng.sun@noaa.gov)